



Diversity status of marine worms of Gir Somanath district of Gujarat state, India

Gopal Ram, Bharatsinh Gohil*

Department of Life Sciences, Maharaja Krishnakumarsinhji Bhavnagar University, Bhavnagar, Gujarat, India

Abstract

Marine worms play an important role in the environment in marine food chains such as prey, predators, filter feeders, or scavengers and are similarly important to aquatic bioturbators as deposit feeders. Diversity of Marine worms has been studied during December-2019 to December-2020 in the intertidal zone of Gir somnath district of Gujarat state some part like Vadodara dodiya (20°97' 82"62 N, 70°25'29"11 E), Aadri (20°95' 91"96 N, 70°27'95"85 E), Navapara (20°94' 45"80 N, 70°30'10"86 E) and Dari (20°93' 60"26 N, 70°31'21"99 E) coast. The field Study was done during Lowtide. Total of 13 species from 7 families were recorded during the field Study. *Eulalia viridis* was found to be highly abundant. Navapara site had highest species Diversity in comparison to other sites. Water quality parameters like Temperature, pH, Salinity and Total Dissolved Solid (TDS) showed in normal range during study period. To assess the difference between the studies sites, specific diversity indices were used.

Keywords: marine worms, aadri coast, water quality parameters, diversity indices

Introduction

The Intertidal zone between high tide and Lowtide, similar to the Door of 6.5 million species that live on land. It is very fertile and has high biodiversity. Gir somnath district coastline, one such piece of coast, 1600 km of coast line of Gujarat state of India (Trivedi and vachhrajani, 2013 Jha, *et al.* 2009). Grow various types of algae because of the rocky and sandy features and especially because of the rocky features. Macrofauna is abundant due to different types of algae. The turbidity is low compared to gulf of Khambhat and it also supports rich biodiversity. Different types of Macrofauna have different types of roles in ecosystem. And marine worms are one of them. Marine worms play an important role in the environment in marine food chains such as prey, predators, filter feeders, or scavengers and are similarly important to aquatic bioturbators as deposit feeders. Marine worms belong to many different phyla, including the Platyhelminthes (flatworms), Nematoda (roundworms), Annelida (segmented worms including tube worms and bristle worms), Chaetognatha (arrow worms), Hemichordata (acorn worms), Phoronida (horseshoe worms), Nemertea (ribbon worms or proboscis worms), Sipunculid worms (peanut worms) and Echiura (Spoon Worms and Innkeeper Worms).

Polychaetes are bristle-bearing segmented worms belonging to phylum Annelida, class Polychaeta. Polychaetes being the most dominant groups in benthic in faunal communities contribute about 80% to the total macro benthic community and their diet include microbial (bacteria, microalgae, protists and fungi), meiobial and organic substance (Shou *et al.*, 2009). information in the World Register of Marine Species, and is found 11,456 the major types of modern polychaetes (1,417 genera and 85 families) have been identified by 835 of the first authors have since 1758. The six polychaete families with the largest number of species have been Syllidae (993 types), Polynoidae (876 species), Nereididae (687 species), Spionidae (612 species, Terebellidae (607 species) and Serpulidae (576 species). (Joko Pamungkas, Christopher J. Glasby, Geoffrey B. Read, Simon P. Wilson & Mark J. Costello, 2019) [33]

Polychaetes form an important component in the marine food chain especially for bottom fish and some mammals as they form an important source of food for demersal fish (parulekar *et al.* 1982; Herman *et al.* 2000). Worldwide number of Polychaetes estimated as 8000 species (Bianchi & Morri, 2000; Fredj *etal.*, 1992). Platyhelminthes are one of the largest animal phyla after arthropods. The phylum Platyhelminthes comprises dorsoventrally flattened worms commonly known as flatworms (from the Greek *platys*, meaning fl at, and *helminthos*, meaning worm) (Hyman 1951; Rieger *et al.* 1991) [10, 36]. The most intensive work on polyklad diversity, from the Indo-Pacific region, was by (Newman and Cannon (1994, 1995, 1996a, b, 1997, 1998, 2000) [23, 24, 25, 26, 27, 28, 29, 30] Newman and Anderson (1997) [23, 24], Newman and Peter (2002) [32], Newman *et al.* (2003).

Materials and Method




Plate 1: Locations of study sites & Different types of habitat of various study sites: A. Vadodara Dodiya, B. Aadri, C. Navapara, and D. Dari.

Study Area

Gujarat state is situated at western coast of India with longest coastline about 1600 km with 12 District i.e. kachchh, Devbhumi dwarka, porbandar, gir-somnath, amreli etc. In Gir-somnath district some area (Plate no.1) like Vadodara dodiya (20°97' 82"62 N, 70°25'29"11 E), Aadri (20°95' 91"96 N, 70°27'95"85 E), Navapara (20°94' 45"80 N, 70°30'10"86 E), Dari 20°93' 60"26 N, 70°31'21"99 E. located on north west edge of near veraval. Coastal area of Vadodara dodiya, Aadri, Navapara, Dari having the mostly type of intertidal habitat rocky, and some are sandy.

Diversity Studies

Extensive photography was done (by Nikon D3500) on site for identification of Marine worm's species. Field study was carried out twice in a month. Marine worms were identified using standard literatures, WoRMS (World Register of Marine Species) and checklist of reported species was prepared. The Identification and study of marine worms were done by the available literature, books, journals, and references.

Physico-Chemical Parameters

Water samples were collected monthly from December-2019 to December-2020. Samples were brought to the laboratory and stored in cleaned, air dried plastic bottles for further water analysis. The air and water temperature were measured using a standard mercury centigrade thermometer. The water pH, total dissolved solid (TDS) and Conductivity were measured by Multi-Parameter PCSTestr-35. The Multi-Parameter PCSTestr- 35 was calibrated with standard buffer chemicals prior to use. The water salinity was measured by using hand refractometer. The turbidity was measured by Nephelometer CL 52D.

Statistical Analysis

Statistical analysis was done on the basis of the availability of data and calculation was done using different sophisticated statistical tools software.

Diversity Indices

Number of taxa (S), Total number of individuals (n)

Dominance=1-Simpson index. Ranges from 0 (all taxa are equally present) to 1 (one taxon dominates the community completely). $D = \sum((ni/n)^2)$ where ni is number of individuals of taxon i .

Simpson index=1-dominance. Measures 'evenness' of the community from 0 to 1. Note the confusion in the literature: Dominance and Simpson indices are often interchanged!

Shannon index (entropy). A diversity index, taking into account the number of individuals as well as number of taxa. Varies from 0 for communities with only a single taxon to high values for communities with many taxa, each with few individuals. $H = -\sum((ni/n)\ln(ni/n))$

Buzas and Gibson's evenness = e^H/S

Menhinick's richness index - the ratio of the number of taxa to the square root of sample size.

Margalef's richness index: $(S-1)/\ln(n)$, where S is the number of taxa, and n is the number of individuals.

Equitability: Shannon diversity divided by the logarithm of number of taxa. This measures the evenness with which individuals are divided among the taxa present.

Fisher's alpha - a diversity index, defined implicitly by the formula $S = a * \ln(1 + n/a)$ where S is number of taxa, n is number of individuals and a is the Fisher's alpha.

Berger-Parker dominance: simply the number of individuals in the dominant taxon relative to n .

Chao1: An estimate of total species richness (Chao 1984). Version without bias correction:

$$S_{Chao1} = S + (n - 1/n) F_1^2 / 2F_2$$

Where F_1 is the number of singleton species and F_2 the number of doubleton species.

Result and Discussion

Total of 13 species (Plate-2 and Table-1) belonging to 7 families were found from the coast of Vadodara dodiya, Adri, Navapara and Dari during field work. Taxonomic classification and frequency of species found at the study sites are given in Chart no-1.

Fluctuations in temperature of water and air were measured on the study sites given in Chart No.2. Other water quality parameters viz. pH, TDS, Turbidity and salinity are given in Table No.2.

Eulalia viridis was found to be highly abundant. And Navapara site had highest species Diversity in comparison to other sites which is shown in Chart No.3.

Statistical analysis of Diversity indices in past software are given in table no. 3






Plate 2: Diversity of Marine Worms

A. *Hermodice* sp. B. *Cirratulus cirratus* C. *Eurythoe complanata* D. *Nereis* sp. E. *Acotylea* sp. F. *Pseudoceros indicus* G. *Pseudoceros susanae* H. *Perinereis* sp. I. *Serpula* sp. J. *Lineus mcintoshii* K. *Eulalia viridis* L. Unidentified M. *Amphinome* sp. N. Unidentified O. *lineus* sp.

Table 1: classification of marine worms

Phylum	Family	Species
Annelida	<i>Amphinomidae</i> <i>Lamarck, 1818</i>	<i>Eurythoe complanata</i> (Pallas, 1766)
		<i>Hermodice</i> sp.
		<i>Amphinome</i> sp.
	<i>Cirratulidae</i> Ryckholt, 1851	<i>Cirratulus cirratus</i> (O.F Muller, 1776)
	<i>Nereididae</i> Blainville, 1818	<i>Nereis</i> sp.
	<i>Phyllodocidae</i> Orsted, 1843	<i>Perinereis</i> sp. (Kinberg, 1865)
platyhelminthes	<i>Serpulidae</i> Rafinesque, 1815	<i>Eulalia viridis</i> (Linnaeus, 1767)
	Sub order: <i>Acotylea</i>	<i>Serpula</i> sp.
	<i>Pseudocerotidae</i> Lang 1884	Unidentified
Nemertea	<i>Lineidae</i> Sowerby, 1806	<i>Pseudoceros indicus</i> (Newman & Schupp, 2002)
		<i>Pseudoceros susanae</i> (Newman & Anderson, 1997)
		<i>Lineus mcintoshii</i> (Langerhans, 1880)
		<i>Lineus</i> sp.

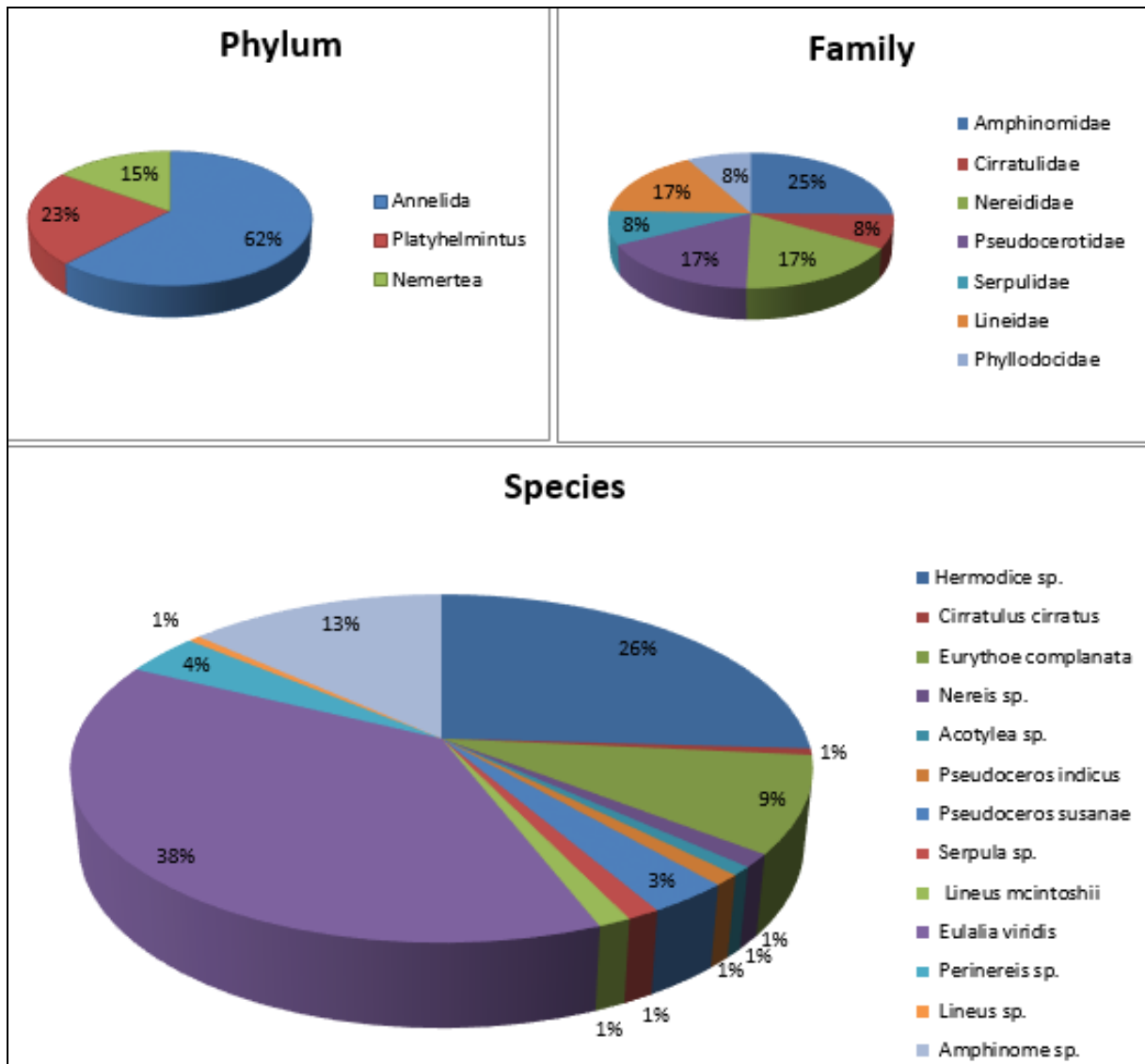


Chart 1: Frequency of Phylum, Family and species of all sites.

Phylum annelida is found in 62%, platyhelminthes 23% and Nemertea 15%. Family *Amphinomidae* is found 25% then *Nereididae*, *Pseudocerotidae*, *Lineidae* 17%, *Phyllodocidae*, *Serpulidae*, *Cirratulidae* 8%. And species *Eulalia viridis* (Linnaeus,1767) found is 38% then *Hermodice sp.* 26%, *Amphinome sp.*13%, *Eurythoe complanata* (Pallas,1766) 9%, *Perinereis sp.* (Kinberg, 1865),4%, *Pseudoceros susanae* (Newman & Anderson,1997) [23, 24] 3%,*Lineus mcintoshii* (Langerhans,1880),*Cirratulus cirratus*(O.F Muller,1776), *Serpula sp.*, *Pseudoceros indicus*(Newman & Schupp,2002), *Nereis sp.*, *Lineus sp.*, *Acotylea sp.*1%.

Table 2: Total Range of Water quality parameters

Sr. No.	Parameters	Total Range
1.	Air Temperature (°C)	18.1 - 33.2
2.	Water Temperature (°C)	22.8 - 31.1
3.	PH	8.1 - 8.3
4.	TDS (PPT)	32 - 34.4
5.	Turbidity (NTU)	16 - 19
6.	Salinity (‰)	21.3 - 23.4

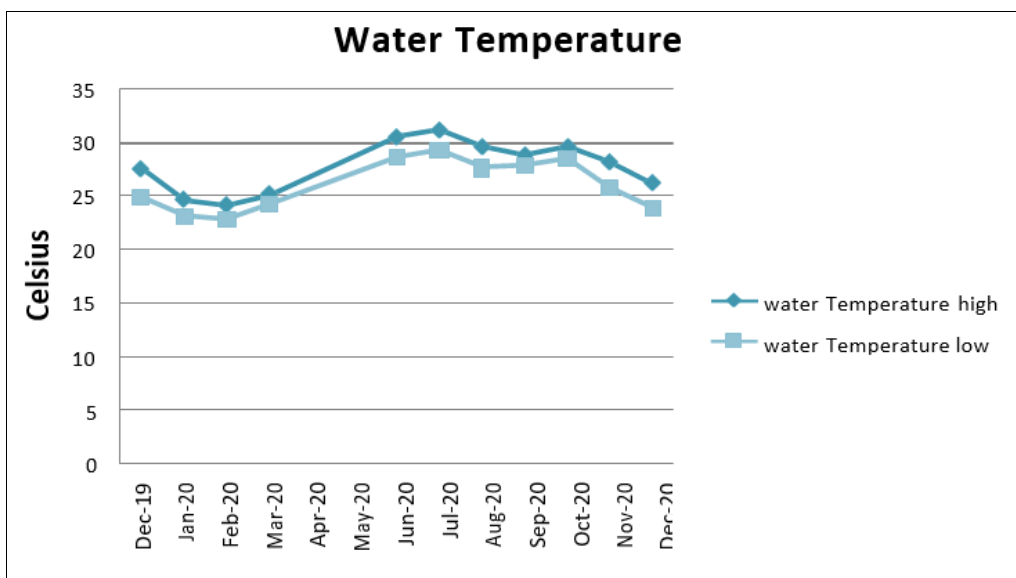
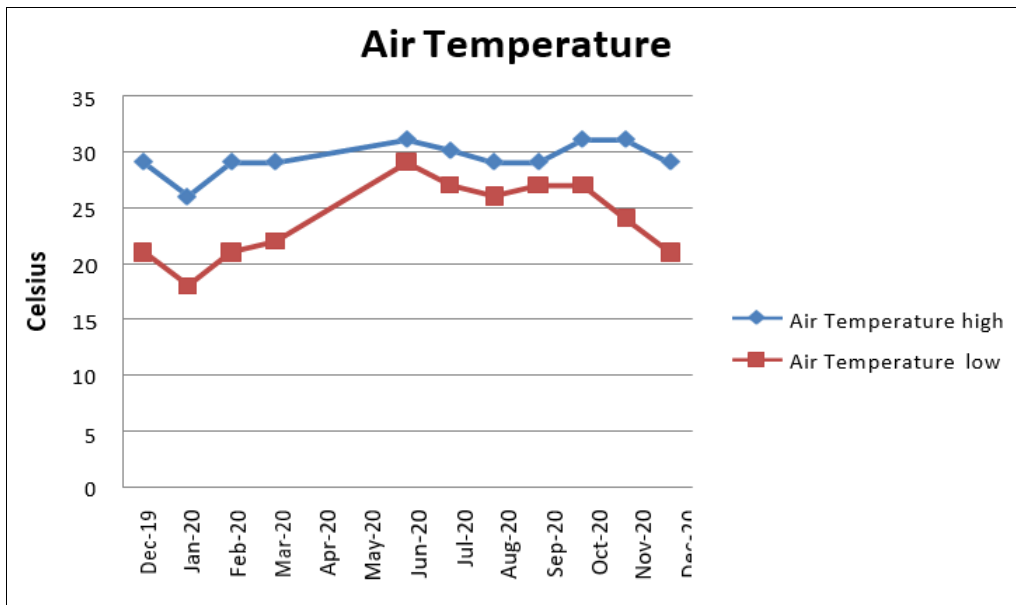
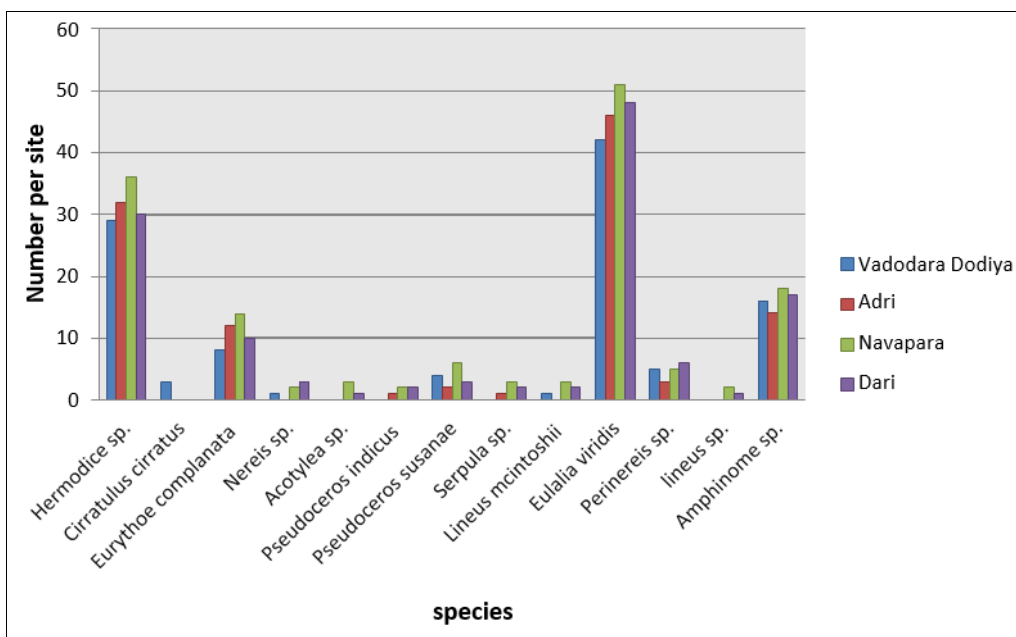


Chart 2: Yearly Fluctuations of Air Temperature and Water Temperature



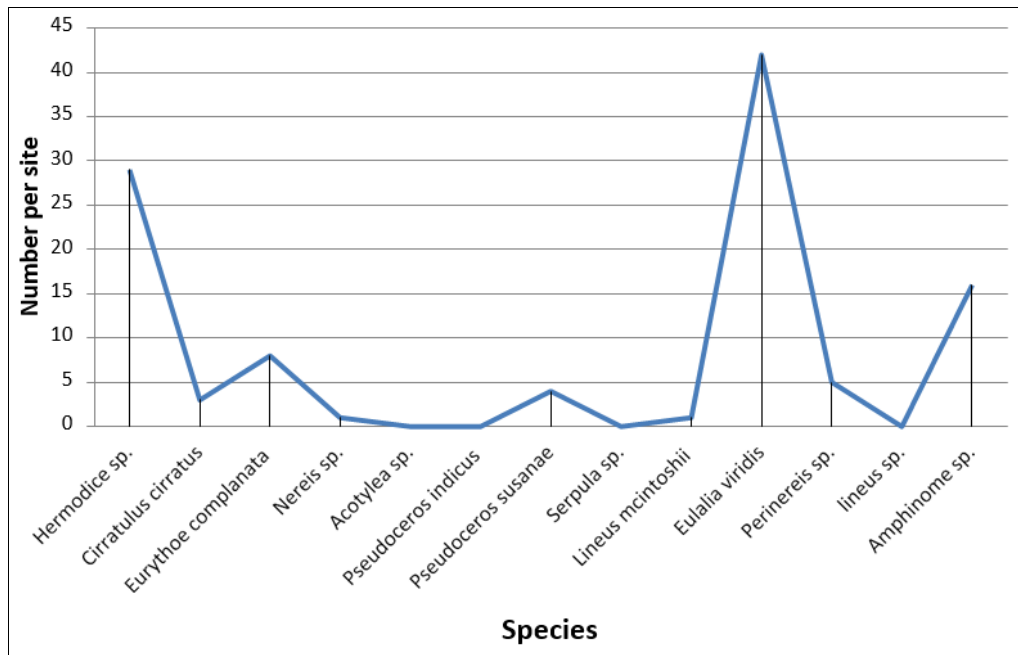


Chart 3: Diversity of Marine Worms Different Study Sites

Navapara site had highest species Diversity in comparison to other sites and *Eulalia viridis* was found to be highly abundant.

Table 3: Diversity indices of study sites

Diversity indices	Study sites			
	Vadodara Dodiya	Adri	Navapara	Dari
Taxa_S	9	8	12	12
Individuals	109	111	145	125
Dominance_D	0.2506	0.2837	0.2148	0.2343
Simpson_1-D	0.7494	0.7163	0.7852	0.7657
Shannon_H	1.641	1.48	1.864	1.784
Evenness_e^H/S	0.5732	0.5492	0.5375	0.4961
Brillouin	1.519	1.377	1.734	1.646
Menhinick	0.862	0.7593	0.9965	1.073
Margalef	1.705	1.486	2.21	2.278
Equitability_J	0.7467	0.7118	0.7501	0.7179
Fisher_alpha	2.327	1.978	3.105	3.27
Berger-Parker	0.3853	0.4144	0.3517	0.384
Chao-1	10	8.5	12	12.25

All the study areas are essentially similar in terms of the diversity of marine worms. This could be due to the selection of study sites are present in a stretch of 10kms in Gir somanath district. To assess the difference between the study sites, specific diversity indices were used which are as follows:

Dominance-D: In Adri (0.2837), the absence of 5 species shows the dominance of the other 8 species. Thereafter, the absence of 4 species in Vadodara dodiya (0.2506) shows the dominance of the other nine species. In Dari (0.2343) and Navapara (0.2148) sites, absence of one species shows dominance of other 12 species.

Simpsons-1-D: Dominance index shows the inequality between the species present. Whereas, Simpson index represents the evenness within the species community. Based on that, we can rank the sites based on receding evenness viz., Navapara (0.7852), Dari (0.7657), Vadodara dodiya (0.7494), and Adri (0.7163).

Shannon-H Index: According to Shannon index Navapara (1.864), Dari (1.784), Vadodara dodiya (1.641) and Adri (1.48) shows the species diversity in descending order.

Evenness index: This index can be calculated by dividing the shannon index by the taxaS. Therefore the sites can be ranked as Vadodara dodiya (0.5732), Adri (0.5492), Navapara (0.5375) and Dari (0.4961) as this shows the relation between taxa and number of individuals.

Brillouin Index: This index is directly influenced by the Abundance hence the sites in descending order are as follows Navapara (1.734), Dari (1.646), Vadodara dodiya (1.519) and Adri (1.377)

Menhinick & Margalef Index: These indices show species richness therefore in terms of algae and organism the most fertile site is Dari (1.073, 2.278), Navapara (0.9965, 2.21), Vadodara dodiya (0.862, 1.705) and Adri (0.7593, 1.486).

Equitability: (also known as Pielou's evenness). Shannon diversity divided by the logarithm of number of taxa. This measures the evenness with which individuals are divided among the taxa present. Therefore the sites can be ranked as Navapara (0.7501) Vadodara dodiya (0.7467), Dari (0.7179), Adri (0.7118).

Fisher-alpha index: This index shows the mathematical relation between species richness and number of individuals therefore Dari (3.27), Navapara (3.105), Vadodara dodiya (2.327) and Adri (1.978).

Berger-parker Index: This index can be derived by a simple mathematical calculation and shows relation between abundance and species richness. Therefore the sites are ranked as follows Adri (0.4144), Vadodara dodiya (0.3853), Dari (0.384) and Navapara (0.3517).

Chao-1 Index: chao-1 is a nonparametric method for estimating the number of species in a community. This index is useful for species with low abundance. Therefore the sites are ranked as Dari (12.25), Navapara (12), Vadodara dodiya (10) and Adri (8.5).

References

1. BARTOLOMAEUS T, PURSCHKE G, HAUSEN H. Polychaete phylogeny based on morphological data— A comparison of current attempts. *Hydrobiologia*,2005:535:536:341–356.
2. BOLAÑOS DM, QUIROGA SY, LITVAITIS MK. Five new species of cotylean flatworms (Platyhelminthes: Polycladida) from the wider Caribbean. *Zootaxa*,2007:1650:1-23.
3. BRESSLAU E. Turbellaria. In:Kukenthal, W. & T. Krumbach (Eds): *Handbuch der Zoologie*.Walterde Gruyter & Co., Berlin, 1933:193-293:314-319.
4. Clade and indicate that Polyzoa and Kryptrochozoa are caused by systematic bias. *BMC Evol Biol* 13:253
5. EMSON RH. The feeding and consequent role of *Eulalia viridis* (O. F. Muller) (Polychaeta) in intertidal communities. *J Mar Biol Ass UK*,1977:57:93-96.
6. EWMAN LJ, CANNON LRG. *Pseudoceros* and *Pseudobiceros*(Polycladida: Pseudocerotidae) from Eastern Australia and PapuaNew Guinea. *Memoirs of the Queensland Museum*,1994:37:205-266.
7. First report of *Evelineus mcintoshii* (Langerhans, 1880) (Heteronemertea,Lineidae) from the Mediterranean Sea. Razy HOFFMAN & Hiroshi KAJIHARA *Mediterranean Marine Science*,2020:21(3):664-667. doi:<https://doi.org/10.12681/mms.24421>
8. Gibson R. Nemertean genera and species of the world: An annotated checklist of original names and description citations, synonyms, current taxonomic status, habitats and recorded zoogeographic distribution. *Journal of Natural History*,1995:29:271:562.
9. HASWELL WA. Observations on Australian Polyclads. *Transactions of the Linnean Society*, London,1907:(2):9:465-485.
10. Hyman LH. *The invertebrates. II. Platyhelminthes and rhynchocoela. The acoelomate bilateria*. McGraw-Hill, New York, 1951.
11. HYMAN LH. Some polyclad of the New England Coast,especially of the Woods Hole region. *Biological Bulletin LXXVI*,1939:(2):127-152.
12. HYMAN LH. The polyclad genus *Pseudoceros*, with special reference to the Indo-Pacific region. *Pacific Science*,1954a:8:219-225.
13. HYMAN LH. Some polyclad from the Hawaiian Island. *Pacific science*,1954b:8:331-336.
14. HYMAN LH. Some polyclad from Polynesia and Micronesia. *Proceedings of the U.S. National Museum*,1955:105:65-82.
15. HYMAN LH. A further study of Micronesian polyclad flatworms. *Proceedings of the U.S. National Museum*,1959:108:543-597.
16. KABURAKI T. The polyclad turbellarians from the Philippine Islands. *Bulletin of the United States National Museum*. *Washington Bulletin*,1923a:100(10):635-649.
17. KABURAKI T. Notes on Japanese Polyclad Turbellarians. *Annotations Zoologicae Japonenses*,1923b:10:192-201.
18. Kajihara H, Chernyshev AV, Sichun S, Sundberg P, Crandall F. Checklist of nemertean genera and species (Nemertea) published between 1995 and 2007. *Species Diversity*,2008:13:245:74.
19. Kajihara H, Chernyshev AV, Sichun S, Sundberg P, Crandall FB. Checklist of nemertean genera and species (Nemertea) published between 1995 and 2007. *Species Diversity*,2008:13:245-274.
20. LANG A. Die Polycladen des Golfes von Neapel undder angrenzenden Meeresabschnitte. Eine Monographie. *Fauna Flora des Golves V. Neapel*, Leipzig,1884:11:1-688.

21. MARCUS ER. Turbellario brasileiros (8). Boletins da Faculdade de Filosofia, Ciências e Letras, Universidade de São Paulo,1950:15:5-191.
22. McDermott JJ, Roe P. Food, feeding behavior and feeding ecology of nemerteans. Amer. Zool,1985:25:113-125.
23. NEWMAN LJ, ANDERSON C. A new polyclad flatworm from the Maldives. Journal of South Asian Natural History,1997:2:237-245.
24. NEWMAN LJ, ANDERSON C. A new polyclad flatworm from the Maldives. Journal of South Asian Natural History,1997:2:237-245.
25. NEWMAN LJ, CANNON LRG. Color pattern variation in tropical flatworm, Pseudoceros (Platyhelminthes: Polycladida) with description of three new species. The Raffles Bulletin of Zoology,1995:43:435-446.
26. NEWMAN LJ, CANNON LRG. New genera of Pseudocerotid flatworms (Platyhelminthes: Polycladida) from Australian and Papua New Guinean coral reefs. Journal of Natural History,1996a:30:1425-1441.
27. NEWMAN LJ, CANNON LRG. Bulaceros, new genus and Tythosoceros, new genus (Platyhelminthes: Polycladida: Pseudocerotidae) from the Great Barrier Reef, Australia and eastern Papua New Guinea. The Raffles Bulletin of Zoology,1996b:44:479-492.
28. NEWMAN LJ, CANNON LRG. Nine new Pseudobiceros (Platyhelminthes: Polycladida: Pseudocerotidae) from the Indo-Pacific. The Raffles Bulletin of Zoology,1997:45:341-368.
29. NEWMAN LJ, CANNON LRG. Pseudoceros (Platyhelminthes: Polycladida) from the Indo-Pacific with twelve new species from Australian and Papua New Guinea. The Raffles Bulletin of Zoology,1998:46(2):293-323.
30. NEWMAN LJ, CANNON LRG. A new genus of Euryleptid flatworm (Platyhelminthes: Polycladida: Euryleptidae) from the Indo-Pacific. Journal of Natural History,2000:34:191-205.
31. Newman LJ, Cannon LRG. Pseudoceros and Pseudobiceros (Polycladida, Pseudocerotidae) from Eastern Australia and Papua New Guinea. Mem. Queensland Mus,1994:37:205-266.
32. NEWMAN LJ, PETER S. A new species of pseudocerotid flatworm (Platyhelminthes: Polycladida) from the Indo-Pacific. Micronesica,2002:34(2):177-184.
33. Progress and perspectives in the discovery of polychaete worms (Annelida) of the world Joko Pamungkas, Christopher J. Glasby, Geoffrey B. Read, Simon P. Wilson & Mark J. Costello, Helgoland Marine Research,2019:73:4.
34. PRUDHOE S. A Monograph on Polyclad Turbellaria. Oxford University Press, Oxford, 1985, 259.
35. PRUDHOE S. Polyclad turbellarians recorded from African waters. Bulletin of the British Museum of Natural History,1989:55:47-96.
36. Rieger R, Tyler S, Smith JPS III, Rieger G. Platyhelminthes: Turbellaria. In: Harrison FW, Bogitsh BJ (eds) Microscopic anatomy of invertebrates Wiley-Liss, New York,1991:3:7-100.
37. Species Diversity of Japanese Ribbon Worms (Nemertea), DOI:10.1007/978-4-431-56432-4_16, In book: Species Diversity of Animals in Japan, 2017, 419-444.
38. Sundberg P, Gibson R. Global diversity of nemerteans (Nemertea) in freshwater. Hydrobiologia,2008:595:61-66.
39. WEIGERT A, HELM C, MEYER M, NICKEL B, ARENDT D, HAUSDORF B *et al.* Illuminating the base of the annelid tree using transcriptomics. Mol Biol Evol,2014:31:1391-1401.
40. WOODWORTH W. MCM. Some planarians from the Great Barrier Reef of Australia. Bulletin of the Museum of Comparative Zoology, Harvard,1898:31:63-67.
41. YERI M, KABURAKI T. Description of some Japanese Polyclad Turbellaria. Journal of Cell Science University Tokyo,1918:39(9):1-54.
42. ZAHRA K, HASSAN R, JAMILE P. First record of the family Pseudocerotidae (Platyhelminthes: Polycladida: Cotylea) from the Persian Gulf, Iran. Zoo Keys,2009:31:39-51.